



**Minimalistic and Artistic  
2~4m Height Application  
LED Wall Washer Light**

WWL4336

**Features**

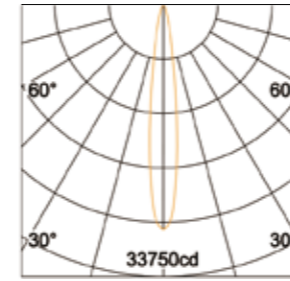
- Minimalistic appearance design.
- High-precision vents for greater performance, increased durability, and higher reliability.
- High-strength aviation aluminum housing.
- Highly reliable and impact-resistant toughened glass.
- Optical dark-free zone design for seamless splicing of light.
- Multiple options of visually comfortable and precise optical lens.
- International standard DMX512 protocol.



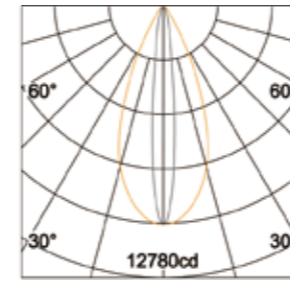

RAL7012 RAL9006 RAL9003




**Light Distribution Curve**



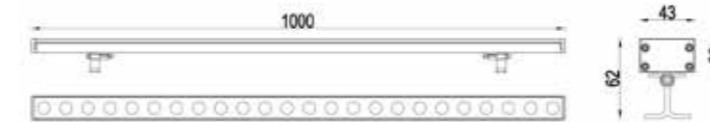
H (m)	E (lx)	D (m)
		12°
1	27905	0.21
2	6976	0.42
3	3101	0.63
4	1744	0.84
5	1116	1.05



H (m)	E (lx)	D (m)	C <sub>0</sub>	C <sub>90</sub>
			45°	12°
1	10290	0.83	0.21	
2	2573	1.66	0.42	
3	1143	2.49	0.63	
4	643	3.31	0.84	
5	412	4.14	1.05	



**Dimensions**



**Specifications**

Power Consumption	24W	
Luminous Flux	2655 lm @2700K	2790 lm @5000K
Color Temperature	2700K / 5000K	
Beam Angle (50%Imax)	80°	
LED Brand	Epistar	
Input Voltage	DC24V	
Protection Class IEC	III	
Control	DMX	
Finish	Powder coating	
Housing	Extruded aluminum 6063	
Cover	Toughened glass	
IP Rating	IP66	
IK Rating	IK06	
Mounting	Adjustable bracket	
Operating Temperature	-35°C ~ 60°C (-31°F ~ 140°F)	
Storage Temperature	-40°C ~ 70°C (-40°F ~ 158°F)	
Lifespan	>50,000Hrs (Ta=35°C@L70)	
Certificate	CE / RoHS / EMC	