



**Minimalistic and Artistic
2~4m Height Application
LED Wall Washer Light**

WWL4336

Features

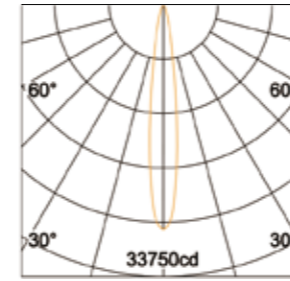
- Minimalistic appearance design.
- High-precision vents for greater performance, increased durability, and higher reliability.
- High-strength aviation aluminum housing.
- Highly reliable and impact-resistant toughened glass.
- Optical dark-free zone design for seamless splicing of light.
- Multiple options of visually comfortable and precise optical lens.
- International standard DMX512 protocol.



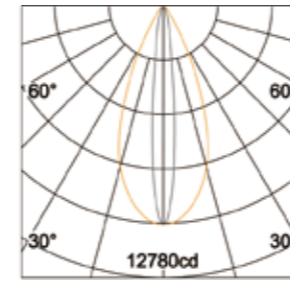

RAL7012 RAL9006 RAL9003




Light Distribution Curve



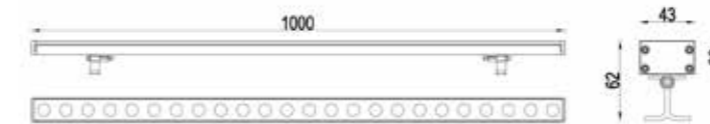
H (m)	E (lx)	D (m)
		12°
1	27905	0.21
2	6976	0.42
3	3101	0.63
4	1744	0.84
5	1116	1.05



H (m)	E (lx)	D (m)	C ₀	C ₉₀
			45°	12°
1	10290	0.83	0.21	
2	2573	1.66	0.42	
3	1143	2.49	0.63	
4	643	3.31	0.84	
5	412	4.14	1.05	



Dimensions



Specifications

Power Consumption	36W
Luminous Flux	4332 lm @5000K
Color Temperature	5000K
Beam Angle (50%Imax)	12*45°
LED Brand	Epistar
Input Voltage	DC24V
Protection Class IEC	III
Control	DMX
Finish	Powder coating
Housing	Extruded aluminum 6063
Cover	Toughened glass
IP Rating	IP66
IK Rating	IK06
Mounting	Adjustable bracket
Operating Temperature	-35°C ~ 60°C (-31°F ~ 140°F)
Storage Temperature	-40°C ~ 70°C (-40°F ~ 158°F)
Lifespan	>50,000Hrs (Ta=35°C@L70)
Certificate	CE / RoHS / EMC